Galvanically isolated contact bridges

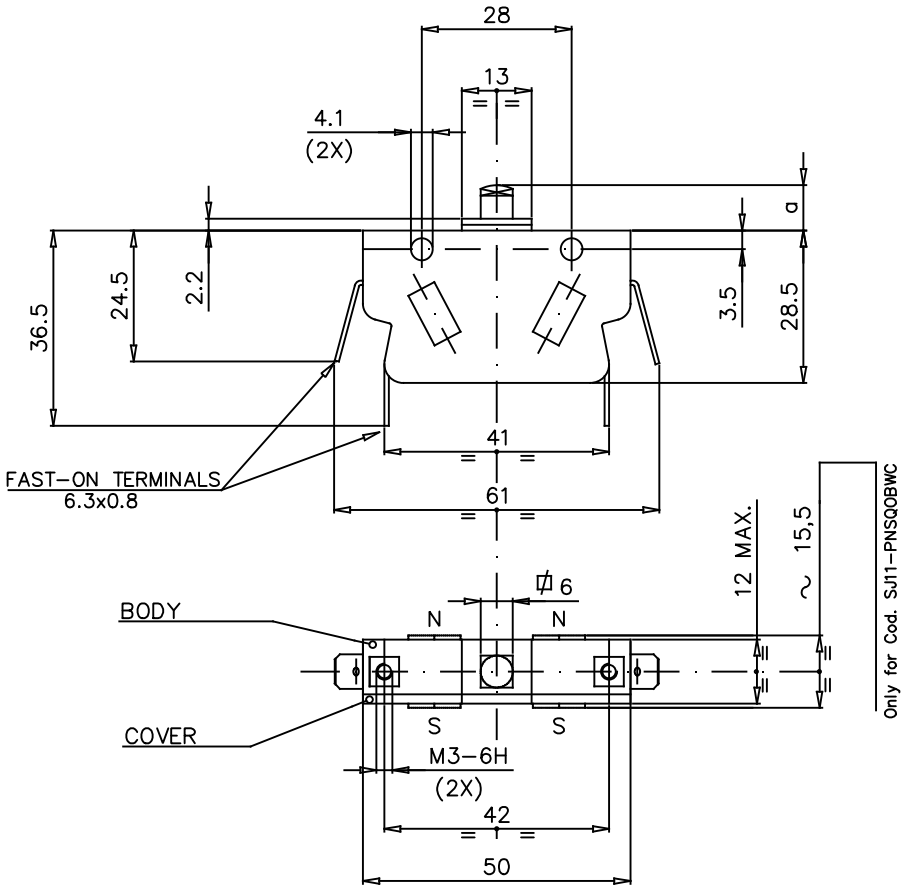

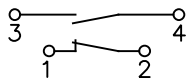

MAX. OPERATING FORCE	N 2,4±0,3
RELEASE FORCE	N 1
REST POSITION	a mm 8,8±0,25
TRIPPING POSITION	a mm 6,6±0,35
RELEASE POSITION	a mm 7,8±0,35
OVER TRAVEL LIMIT	a mm 5,65

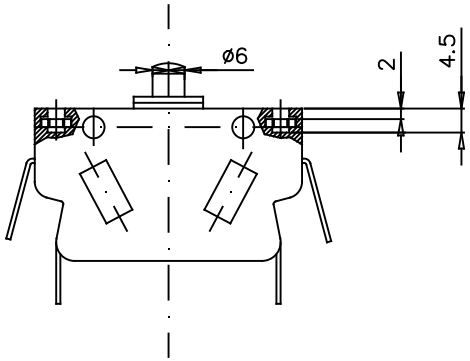

* COVER MATERIAL	
CODE LETTER	MATERIAL
C	PC
N	PA66
P	PEI

EXECUTIONS	
CODE	FEATURE
SJ11-PNSQOUW*	With solid silver contacts (standard)
SJ11-PNGQOUW*	With gold plated contacts
SJ11-PNSQOBW*	With solid silver contacts and blowing magnets

NOTE : PLACE THE PERMANENT MAGNETS SO THAT THE POLARITIES ARE AS SHOWN IN THE DRAWING

NOTE : 2 µm GOLDEN PLATING

SIMBOLI UTILIZZATI PER IDENTIFICARE LA QUOTA IN REVISIONE DI MODIFICA

##○## SIMBOLO UTILIZZATO PER LE QUOTE SOGGETTE A CONTROLLO INTERNO

MODIFICHE	MODIFICHE	MODIFICHE	MODIFICHE	MODIFICHE
1 C.M.2708 14-09-00 FAIONI	2 M.D. 0021 24/10/06 GM	3 M.D. 0031 25/01/08 GM	4 M.D. 0088 14/06/22 GM	5 C.M. 0001 06/09/24 MU

	DISEGNATO	APPROVATO	VISTO C.C.
DATA	15-05-00	15-05-00	15-05-00
FIRMA	GA		

MATERIALE: ———

TRATTAMENTO: ———

TOLLERANZE PER DIMENSIONI LINEARI ED ANGOLARI PRIVE DI INDICAZIONI DI TOLLERANZE SPECIFICHE UNI EN 22768-1

MOLTO GROSSOLANA ☐ GROSSOLANA ☐ MEDIA ◪ FINE ☐

SCALA 1 : 1

SOSTITUISCE

REVISIONE 1 2 3 4 5 6 7

ISOLEX Milano Italy

DESCRIZIONE: SNAP-ACTION MICROSWITCH (1 N.O. + 1 N.C.) WITH FASTON TERMINALS 90°

COD. VEDI TABELLA

DIS. IP103470

F. 1 DI 1

FORMATO A3