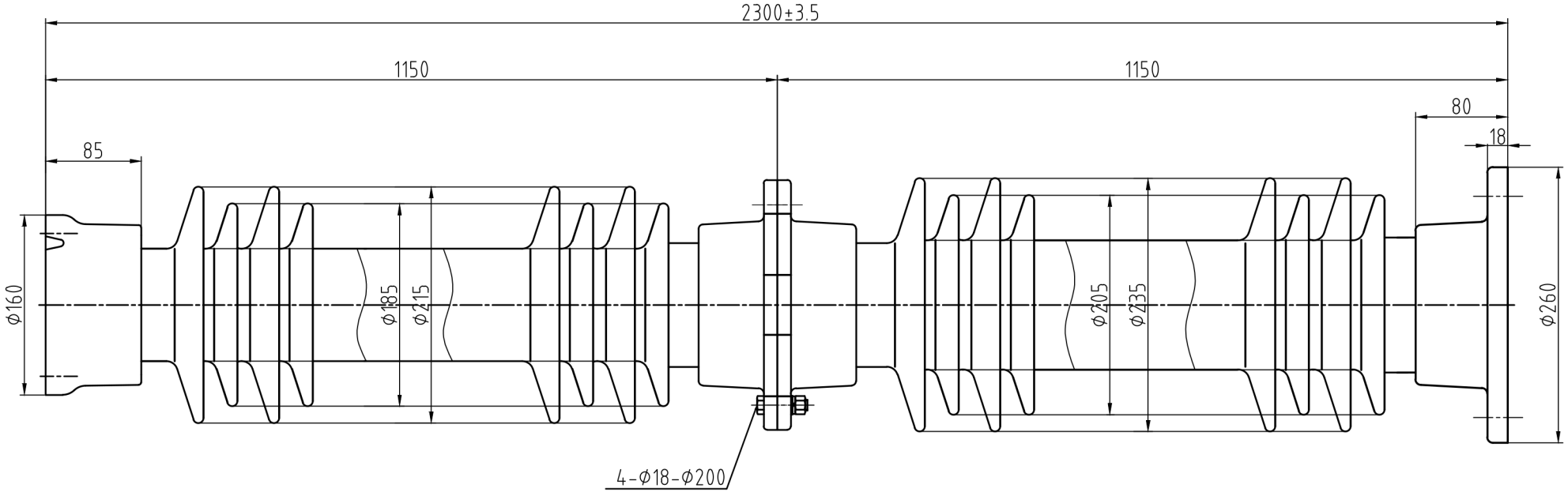

Top installation holes

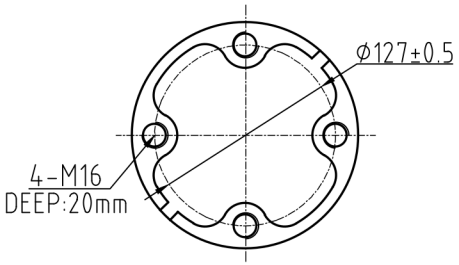

Bottom installation holes

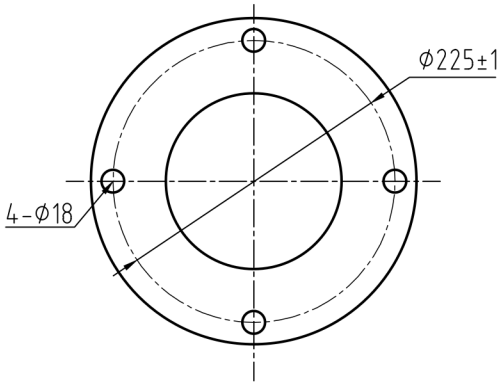

TECHNICAL REQUIREMENTS /CARATTERISTICHE TECNICHE		
ELECTRICAL PROPERTIES/PROPRIETA ELETTRICHE		
BIL/BIL	kV	1050
Dielectric Withstand voltage (wet)	kV	460
PHYSICAL PROPERTIES/PROPRIETA FISICHE		
Creepage distance/Linea di Fuga	mm	6125
Net weight/Peso netto	kg	137
Colour/Colore	Brown/Marrone	
MECHANICAL PROPERTIES/PROPRIETA MECCANICHE		
Cantilever/Flessione	kN	6
Torsional strenght/Coppia massima Torsione	kN/m	5
Applicable standard /Standard applicabili	IEC 60168& IEC 60273	

Quote (mm) senza indicazione di tolleranza secondo UNI EN 22768–1 grado: ☐ Fine ☒ Media ☐ Grossolana ☐ Molto grossolana
Quotes (mm) without any tolerance indication are according to UNI EN 22768–1 std's: Fine Medium Coarse Very coarse

Disegno di proprieta della ISOLEX che si riserva tutti i diritti di legge / All rights pertaining to this drawing are reserved for ISOLEX

Cliente / Customer		Scala / Scale 1:1	Codice / Code C6–1050–6125–127–225
Conferma / Acknowledg.	N. Ordine / P. Order	File	Revisione / Revision – A4
ISOLEX Milano Italy	Descrizione – Description: C6-1050-6125		Foglio / Sheet 1 di / of 1
			Disegno N. – Dwg. No. ID10337

ACAD